




















ADHESIVES COVERAGE

Adhesives		To glue down wood on membrane or substrate						Floor covering features	To glue AcoustiTECH™ membranes			
Type	Size	Trowel	Shape	Min. coverage on membrane		Min. coverage on plywood/concrete		Wood features Width and Length	Trowel	Shape	Min. coverage on plywood/concrete	
				sq.ft. /gal	sq.ft. /pail	sq.ft. /gal	sq.ft. /pail				sq.ft. /gal	sq.ft. /pail
Adhesive-Adhésif AD-316	3,96 gal / 15 L	3/16" x 1/8" x 1/8"		45-55	180-220	50-60	200-240	≤ 1/2" Engineered, all width	1/8" x 1/8" x 1/8"		75-85	300-340
Adhesive-Adhésif AD-532+	4 gal / 15,1 L	1/8" x 1/8" x 1/8"		45-55	180-220	55-70	220-280	up to 4" wide and 4' long	1/8" x 1/8" x 1/8"		55-70	220-280
		5/32" x 3/16"		40-50	160-200	45-55	180-220	up to 6" wide and 7' long				
		1/8" x 1/4" x 1/4"		35-45	140-180	40-50	160-200	all width and up to 9' long				
Adhesive-Adhésif AD-844 MS	3,96 gal / 15 L	1/8" x 1/8" x 1/8"		65-75	260-300	85-100	340-400	up to 4" wide and 4' long	1/8" x 1/8" x 1/8"		85-100	340-400
		5/32" x 3/16"		40-50	160-200	45-55	175-220	up to 6" wide and 7' long				
		1/8" x 1/4" x 1/4"		35-45	135-175	40-50	160-200	all width and up to 9' long				
		** 1/8" x 1/8" x 1/8" x 1/16"		NR	NR	30-40	120-160	Engineered hardwood, all width	** 1/8" x 1/8" x 1/8" x 1/16"		30-40	120-160
		** 3/8" x 3/16" x 3/8" x 1/16"		NR	NR	30-40	120-160	Solid hardwood, all width	** 3/8" x 3/16" x 3/8" x 1/16"		30-40	120-160

Adhesive		To glue down ceramic on membrane						Ceramic features	To glue AcoustiTECH™ Ceramic membrane			
Type	Size	Trowel	Shape	Min. coverage on membrane		Min. coverage on plywood / Concrete		Ceramic Minimum thickness and width	Trowel	Shape	Min. coverage on plywood/concrete	
				sq.ft. /gal	sq.ft. /pail	sq.ft. /gal	sq.ft. /pail				sq.ft. /gal	sq.ft. /pail
Adhesive-Adhésif AD-280	1,2 gal / 4,54 L	LFT mortar + Mapei Keracolor grout (or equivalent)						Ceramic tiles ≥ 12" x 12", ≥ 1/4" thick.	1/8" x 1/8" x 1/8"		95-105	115-125
	3,96 gal / 15 L	LFT mortar + Mapei Keracolor grout (or equivalent)						Ceramic tiles ≥ 12" x 12", ≥ 1/4" thick.	1/8" x 1/8" x 1/8"		95-105	380-420

Adhesive		To glue down vinyl on membrane or substrate						Vinyl features	To glue AcoustiTECH™ LV membrane			
Type	Size	Trowel	Shape	Min. coverage on membrane		Min. coverage on plywood/concrete		Vinyl - planks and tiles (thickness and type)	Trowel	Shape	Min. coverage on plywood/concrete	
				sq.ft. /gal	sq.ft. /pail	sq.ft. /gal	sq.ft. /pail				sq.ft. /gal	sq.ft. /pail
Adhesive-Adhésif AD-164	4 gal / 15,1 L	** 1/32" x 1/16" x 1/32"		—	—	175-225	700-900	Single glued-down: Luxury; all type	—	—	—	—
		1/16" x 1/16" x 1/16"		100-120	400-480	—	—	Double glued-down: ≥ 3.2 mm; bevelled edge	** 1/32" x 1/16" x 1/32"		175-225	700-900

In case of doubt as to the choice of adhesive or trowel, do not hesitate to contact our Customer Service toll free at 1 888 838-4449 or by e-mail service@acousti-tech.com. It is possible that an updated version of this document is available at acousti-tech.com. In case of discrepancy, the latter always takes precedence over the printed document.

Notes:

- * Trowel adapter when using the adhesive as a vapor barrier and glue.
- ** In case of porous substrate, use 1/16" x 1/16" x 1/16" square notched trowel.
- The sq.ft./gal flow is the minimum flow requirements for the holding capacity of the assembly recommended. When using a higher flow rate, make sure you do not stain the floor with adhesive that could have leaked.
- Do not use the roller mat to roll the membrane when using adapters (in a vapor barrier application).
- NR: Not recommended.
- Trowel : Width of the notches at the base x Depth of notch x Frequency (distance between notches).